



# BEAR<sup>®</sup>

90 Years of Doing Things Right!

**SML**  
Smart Machine Logic

## Wheel Alignment Systems



The Same PERFORMANCE and QUALITY  
That Made Our Name!

# CARTTEK<sup>®</sup>



# BEAR<sup>®</sup>



## SML 6000 SERIES

### Car and Light Truck BEAR-SML Wheel Alignment System: 6000 Series



Model  
B60-6008



CE  
CSA • UL

#### SCOPE OF APPLICATION

- Our Deluxe Series configurations will take your service work in vehicle alignment to the next level.
- We offer the convenience of a single great looking console with wireless capabilities to increase your speed and volume in alignments.

#### STANDARD ACCESSORY FOR ANY SML ALIGNMENT SYSTEM

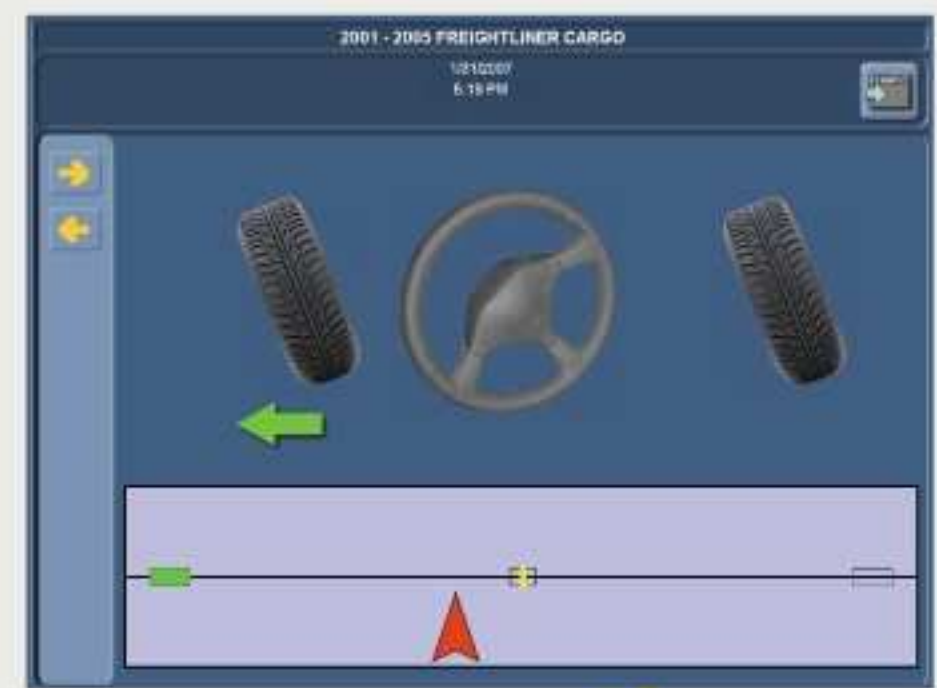


#### SML Remote Control

- Wearable on wrist.
- Patent Pending.
- Brilliant color display.
- Two 1.25" screens at 130x130 pixels.
- Displays Toe and Camber readings.
- Left screen displays front readings.
- Right screen displays back readings.

#### SML SOFTWARE FOR CAR AND LIGHT TRUCK SYSTEMS

SML software displays all diagnostic, vehicle readings and adjustments in clear simple 3D color displays.



- Windows Platform.
- Custom SML Software for Cars and Light Trucks.
- Easy to Set Up.
- Fastest Caster Swing Ever.
- **Heavy Duty and Universal Programs are also available.**

We are the  
"Alignment Specialists"  
Visit us at:  
[www.cartek.com](http://www.cartek.com)



# CARTEK®



## SML 4000 SERIES

Smart Machine Logic

### Car and Light Truck BEAR-SML Wheel Alignment System: 4000 Series



Model  
B60-4008


#### SCOPE OF APPLICATION

- Enhanced Series aligners bring it all together into one sturdy console for convenience and efficiency in alignment service work.



90 Years of  
Doing Things  
Right!

CE  
CSA • UL



#### WHY 8 SENSORS?

- With 8 sensor technology you can quickly and easily measure: Rear Set Back, Scrub Angle, Thrust Angle, Camber, and Front and Rear Toe.

**BEAR Alignment Systems Offer Low Cost of Ownership!**

#### STANDARD ACCESSORIES FOR ALL SML CONFIGURATIONS



65-20253A: Steering Wheel Holder.



65-5322: Brake Pedal Depressor.

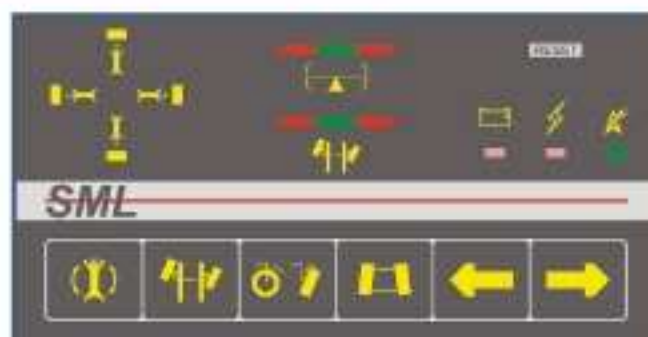


65-225E: Kit of 4 - 19.5 Inch Rim Clamps.



65-9001: Rim Clamps extension kits increase your clamping capacity to 24.5 inch. (Standard for 6000 Series only.)

#### SML WHEEL UNIT KEY PAD



#### SAVE TIME

- From the wheel units you can perform caster swing and run out to avoid unnecessary trips to the console.

BEAR'S New **Integrated Key Pad**, incorporates an Electronic Level and Caster Swing Indicator with all the required controls for performing wheel alignments.



#### Sacrificial Connector

- Simple Exchange Procedure.
- No Need for External Service.



#### RJ45 Conventional Computer Network Cable

- Can Be Purchased Anywhere.
- Diminished Maintenance Costs.



# BEAR<sup>®</sup>



## SML 2000 SERIES Smart Machine Logic

### Car and Light Truck BEAR-SML Wheel Alignment System: 2000 Series



**Model  
B60-2006**



*Mounting Brackets are  
Standard Accessories  
for this model.*



#### SCOPE OF APPLICATION

- This a complete alignment system designed to fit any shop's budget.
- You can't afford NOT to have one.
- Economy series configurations are compact, come in a robust design and will handle all your alignment needs.

#### SML WHEEL UNIT FEATURES FOR ALL SYSTEMS



- Wheel units allow up to 8 degrees of tilt up or tilt down to clear under car obstructions such as mud flaps, fenders and spoilers.
- Robust design.
- Easy calibration in the field.
- Can independently charge and work at the same time.
- **All wheel units can measure wheel bases up to 600 inches.**



**From Modular to Deluxe  
Configurations the BEAR  
SML Line-Up is Set To Win!**

*No one offers more than BEAR.  
Any SML Alignment System in any  
product series can be configured to  
align any vehicle on the road today.*

**Now with a 5 Year Warranty!**

# CARTEK®



## **SML** Smart Machine Logic **1000 SERIES**

### **Car and Light Truck BEAR-SML Wheel Alignment System: 1000 Series**

#### **SCOPE OF APPLICATION**

- Modular Series equipment is ideal for the shop with budget and/or space constraints.
- If you already have a PC and a printer, a Modular SML configuration will quickly add alignment service to your business.



### **Ask About BEAR's Specialty Alignment Configurations**

#### **SML UNIVERSAL & HEAVY DUTY**



**Universal Car and Heavy Duty Aligners**  
*Only BEAR makes it possible to align any vehicle on the road. From passenger vehicles to 18 wheel tractor trailers all with one system!*



**Heavy Duty Aligners**  
*If your shop's service work is exclusively for heavy duty vehicles BEAR has an alignment platform that is just right for you!*

#### **BEAR ROBOTICS**



**BEAR Robotic Aligners**  
*The highest quality alignment on earth is with BEAR! We bring the same robotics technology used by automotive manufacturers right to you shop! This system is ideal for high-end vehicle service work or dealerships where volume and repeatability are a must!*





# BEAR<sup>®</sup>



## SML Wheel Alignment Systems: Configurations and Accessories

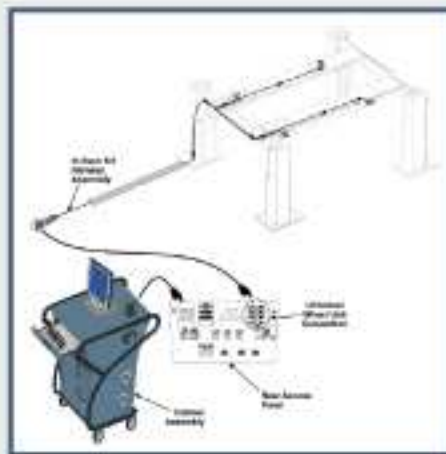
### CONFIGURATIONS

	1000 Series	2000 Series	4000 Series	6000 Series
Number of Cameras	2, 6 or 8	6 or 8	6 or 8	6 or 8
Sensor Communication	Wired or Wireless	Wired or Wireless	Wired Only	Wired or Wireless
SML Software	Car & Light Truck	Car & Light Truck	Car & Light Truck	Car & Light Truck
Cabinet	N/A	Compact	Enhanced	Deluxe Tubular
Monitor	Customer Provides	17" Flat Screen	17" Flat Screen	17" Flat Screen
80 GB Platform	Customer Provides	Windows	Windows	Windows
Minimum GHZ & RAM	Customer Provides	2.7 & 512	2.7 & 512	2.7 & 512
Printer	Customer Provides	Optional	Standard	Standard
Electrical Configuration	110 / 220 Volt	110 / 220 Volt	110 / 220 Volt	110 / 220 Volt
Cycle / Duty	50 / 60 HZ	50 / 60 HZ	50 / 60 HZ	50 / 60 HZ

### STANDARD ACCESSORIES

Remote Control	Standard	Standard	Standard	Standard
19.5" Car & Light Truck Rim Clamp Kit	Kit of 2 or 4	Kit of 4	Kit of 4	Kit of 4
Steering Wheel Holder	Standard	Standard	Standard	Standard
Brake Pedal Depressor	Standard	Standard	Standard	Standard
Standard RJ45 Cables	Standard	Standard	Standard	Standard
Sacrificial Connectors	Standard	Standard	Standard	Standard
Kit of 4 Rim Clamp Extensions (Extends to 24.5")	Optional	Optional	Optional	Standard

### OTHER SML ACCESSORIES



**65-190:** In-Rack Kit for Universal Application.

**30-TT180:** Passenger Vehicle Turning Radius Plates.



**30-TT200:** A Pair of Heavy Duty Turning Radius Plates.

*New Multiple Rim Finger Hooks!*



65-231

65-230

65-228

65-229



• **Bear Promotional Gear is also available!**

Visit our website for more of our innovations:  
**cartek.com**



Phone: 269-382-5080  
Fax: 269-382-5087  
sales@cartek.com  
www.cartek.com

**DISTRIBUTED BY:**

